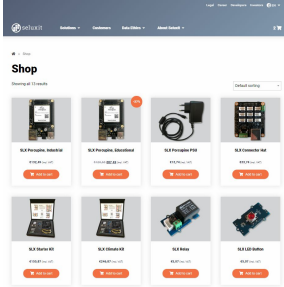
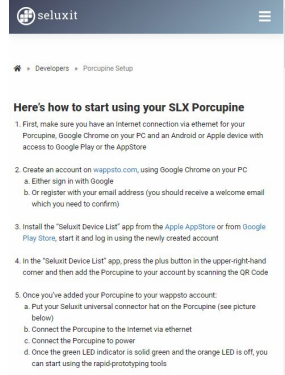


# Media Kit

## Resources, SLX Porcupine and IoT Rapid Prototyping



[seluxit.com/shop](https://seluxit.com/shop)




[SLX Porcupine Setup Page](#)

[SLX Porcupine Setup Page \(Deutsch\)](#)



[SLX Porcupine Setup Video](#)

[SLX Porcupine Setup Video \(Deutsch\)](#)



[SLX Porcupine Product Overview](#)

[SLX Porcupine Product Overview \(Deutsch\)](#)


## Images, SLX Porcupine and Related Products



[SLX Porcupine](#)

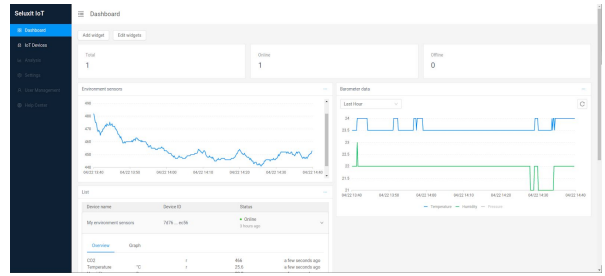
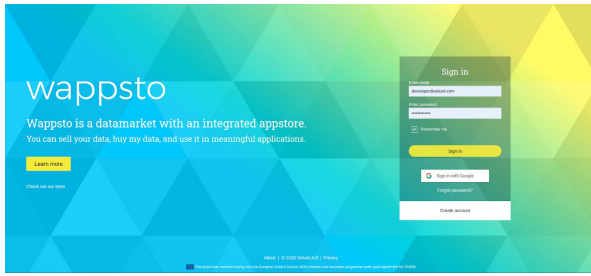


[SLX Porcupine \(Transparent png\)](#)



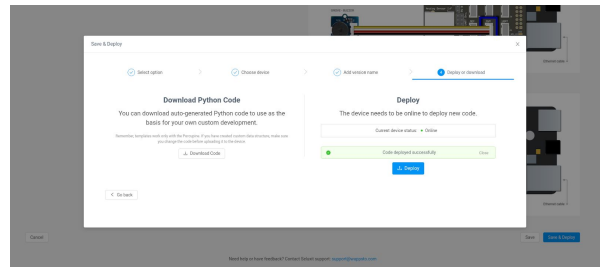
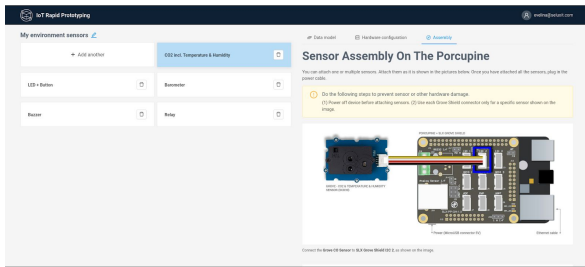
[IoT Rapid Prototyping](#)

# Images, IoT Rapid Prototyping



## Wappsto by Seluxit

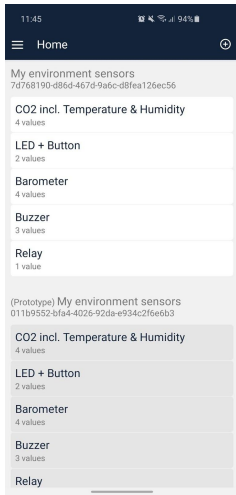
## Dashboard



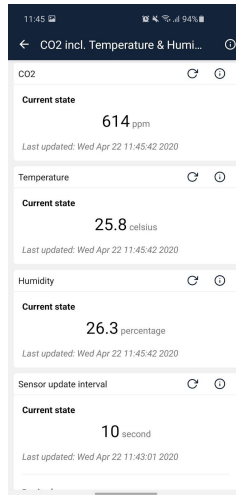
## Adding Sensors

## Deploying Sensors

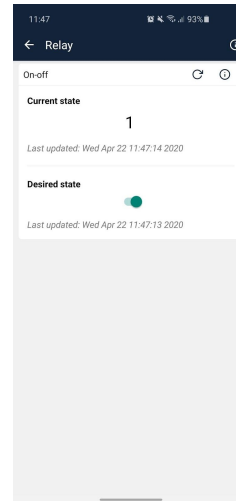
## Images, Seluxit Device List (Native App)



[Device List](#)



[Device List, CO2 Sensor View](#)



[Device List, Relay View](#)

## Images, Seluxit



[Seluxit Logo \(transparent png\)](#)



[Seluxit Logo \(SVG\)](#)



[Seluxit Founders, Morten Pagh Frederiksen, CTO and Daniel Lux, CEO](#)



[Seluxit Office](#)